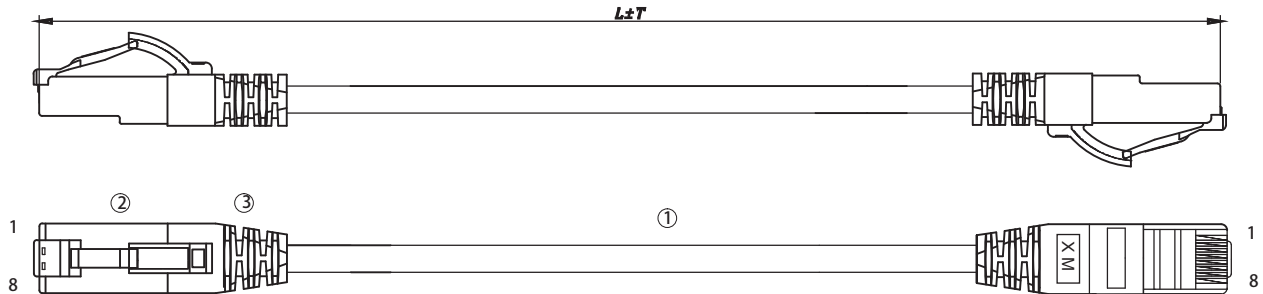
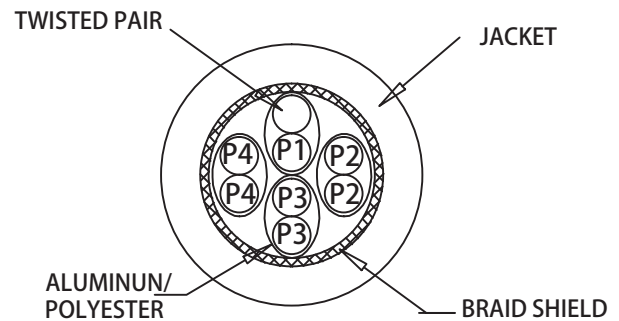
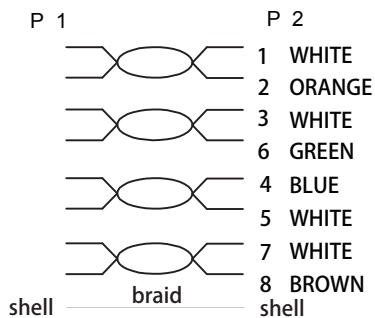


Cat6A Shielded S/FTP Patch Cord

Model: LP-STP-6A-200-WH



WIRING DIAGRAM



Patch Cord Cat6A

The UTP, FTP LinkedPro Cat5e, Cat6 and Cat6A cable allows **installation flexibility**, growth capacity and it is easy to manage. It is a high-performance cable and completes the entire LinkedPro solution.

Cat6A:
Its objective is the physical interface to connect the points of the telecommunications room to the work area, adapting to the specifications of the IEEE 802.3an standard (10Gbase-T) for 10Gbps applications with a performance of 500Mhz.

Physical Characteristics

Type	Patch cable
Colors	Blue (BU), White (WH)
Lengths	0.5, 1, 2, 3, 7m
Connector type	RJ45 8(8)
Termination end 1	Modular plug
Termination end 2	Modular plug
Cable type	Shielded

Electrical Characteristics

Performance level	Cat6A/Class E
Resistance	100 Ohms
Frequency	500 MHz
AWG	27